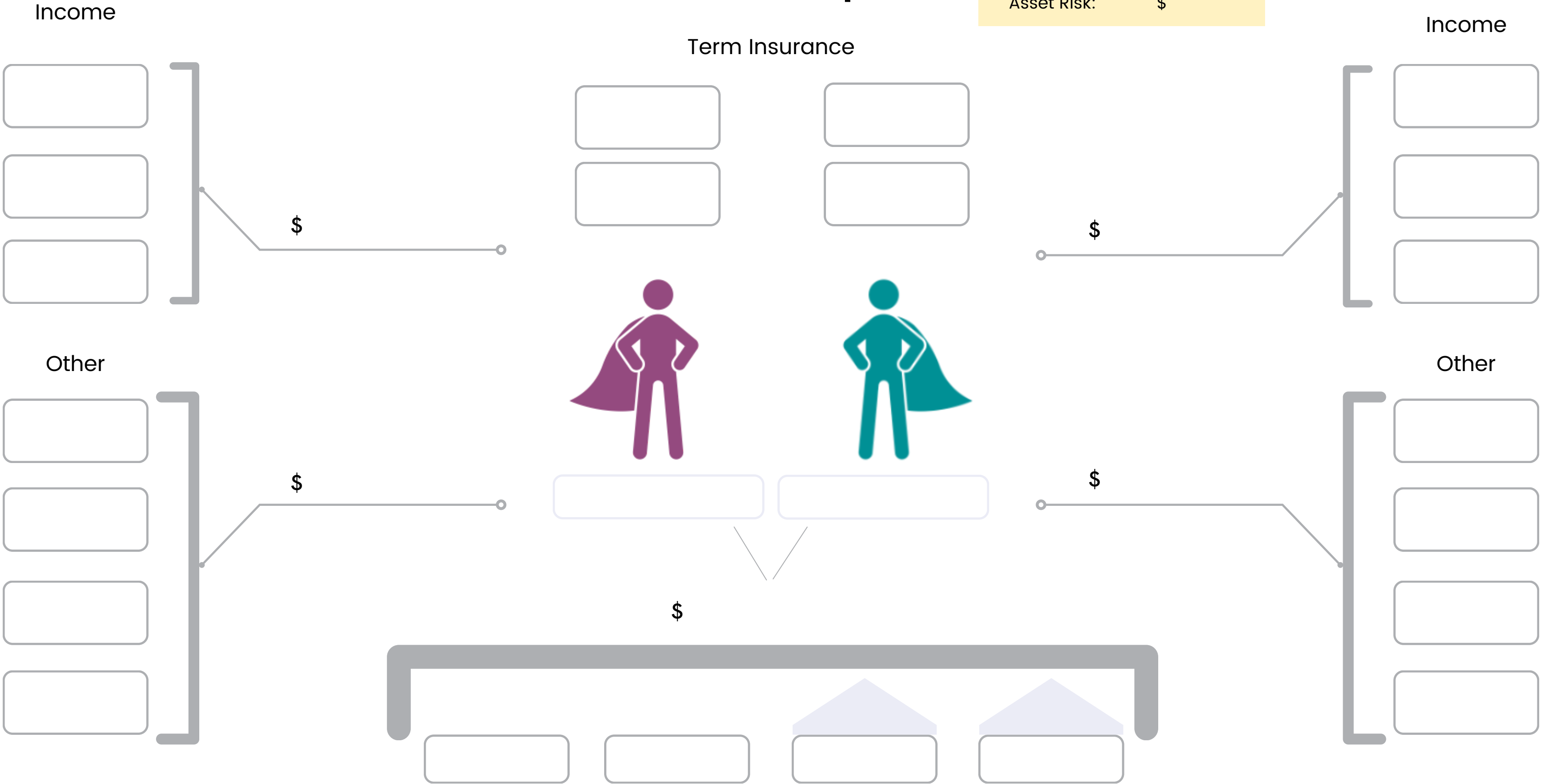


Asset Map

Assets Available: \$
Asset Risk: \$



- Cash Flow
- Real Estate
- Retirement Asset
- Non-Retirement Asset
- Asset Insurance
- Liability
- Estimated Property Value

Asset Map

Assets Available: \$833,600
 Asset Risk: \$251,000

Income

- Salary \$85,000/yr
- Side Hustle \$20,500/yr
- Pension \$45,000/yr

\$ 105,500/yr

Term Insurance

- Group Life Insurance \$350,000
- Life Insurance \$500,000
- Group Disability \$2,500/m
- Group Disability \$4,000/m

Income


- Salary \$75,000/yr
- Rental Income \$8,100/yr
- Retirement Savings \$65,000

\$ 83,100/yr

Other

- 401K \$240,000
- Brokerage \$74,000
- Whole Life Insurance \$100,000
- Student Loan -\$12,400

\$ 401,600




\$ 179,000

Other

- Roth IRA \$56,000
- Brokerage \$125,000
- Personal Itemse \$12,000
- College Savings \$60,000

\$ 253,000



■ Cash Flow
 ■ Real Estate
 ■ Retirement Asset
 ■ Non-Retirement Asset
 ■ Asset Insurance
 ■ Liability
 ■ Estimated Property Value